

SOLID CREPE KNIT
 PLAID CRINKLE POLY
 MISTY FLORAL PRT MESH
 Delivery JUL-AUGUST 31

ENCHANTED GARDEN

94%POLYESTER 6%SPANDEX
 96%POLYESTER 4%SPANDEX
 100%POLYESTER

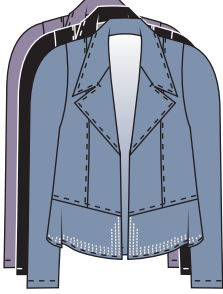
BLUE ICE 444

ORCHID MIST 772

BLACK 101


SOLID CREPE KNIT
BLACK 101, BLUE ICE 444, ORCHID MIST 772

U H414




SIZE S: 21" CBN
53.3 cm CBN

U H319



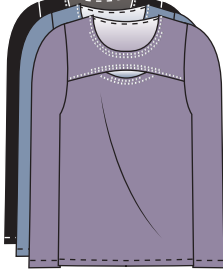
SIZE S: 24.5" CBN
62.2 cm CBN

U H726



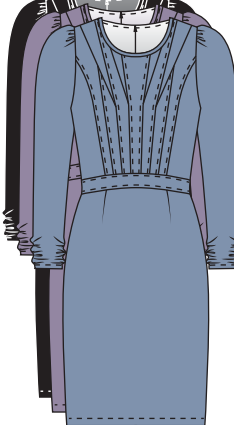
SIZE S: 27" CBN
68.6 cm CBN

U H703




SIZE S: 25" CBN
63.5 cm CBN

U H632




SIZE S: 35.5" CBN
90.2 cm CBN

U H968



SIZE S: 30.5" INSEAM
77.5 cm INSEAM
LEG OPENING: 19"
48.3 cm


U H733



SIZE S: 25" CBN
63.5 cm CBN


PLAID CRINKLE POLY
BLACK/OFFWHITE 005

U M527 LG




SIZE S: 27" CBN
68.6 cm CBN

U M134 LG




SIZE S: 27" CBN
68.6 cm CBN

U M985 LG




SIZE S: 25" INSEAM
63.5 cm INSEAM
LEG OPENING: 20"
50.8 cm

U N219 OP




SIZE S: 24" CBN
61 cm CBN

U N751 OP



SIZE S: 23.5" CBN
59.7 cm CBN

U N617 OP



SIZE S: 38" CBN
96.5 cm CBN

MISTY FLORAL MESH
PURPLE MULTI 051

FALL/WINTER 2022
PICADILLY
 CANADA

SWEATER KNIT
SWEATER KNIT
SOLID & PERFORATED PLEATHER
EMBELLISHED DENIM


ENCHANTED GARDEN — 50%VISCOSE 28%NYLON 22%POLYESTER

48%VISCOSE 28%POLYESTER 24%NYLON

52%POLYESTER 40%POLYURETHANE 8%COTTON

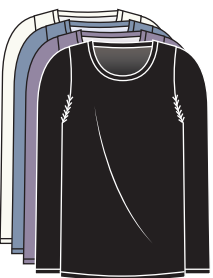
49%COTTON 39%VISCOSE 10%POLYESTER 2%SPANDEX

U K244
SWEATER KNIT
50%VISCOSE 28%NYLON 22%POLYESTER
OFFWHITE 902, BLUE ICE 444, BLACK 101,
ORCHID MIST 772



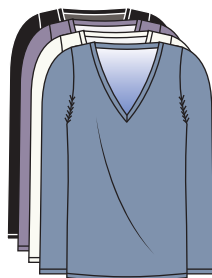
SIZE S: 26" CBN
66 cm CBN

Q K113
SWEATER KNIT



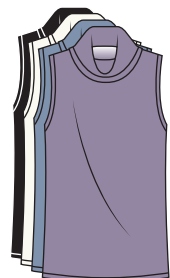
SIZE S: 24.5" CBN
62.2 cm CBN

Q K128
SWEATER KNIT




SIZE S: 24.5" CBN
62.2 cm CBN

Q K335
SWEATER KNIT



SIZE S: 22" CBN
55.9 cm CBN

U N213
SOLID MESH
100%POLYESTER
BLACK 101



SIZE S: 24" CBN
61 cm CBN

U Z419
PERFORATED PLEATHER TRIMMED W/
PONTE KNIT
BLACK 101




SIZE S: 20" CBN
50.8 cm CBN

U 6457
EMBELLISHED DENIM
BLACK 101




SIZE 6: 21" CBN
53.3 cm CBN

U G994
SOLID PONTE KNIT
68%RAYON 27%NYLON 5%SPANDEX
BLACK 101



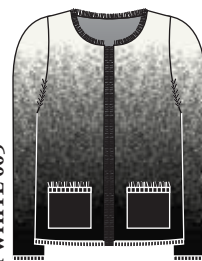
SIZE S: 28" INSEAM
71.1 cm INSEAM
LEG OPENING: 17"
43.2 cm

U M918
STRETCH CREPE GABARDINE
77%RAYON 20%NYLON 3%SPANDEX
OFFWHITE 902, BLACK 101




SIZE 6: 28" INSEAM
71.1 cm INSEAM
LEG OPENING: 11.5"
29.2 cm

U K572 XO
SWEATER KNIT
48%VISCOSE 28%POLYESTER 24%NYLON
BLACK/OFFWHITE 005



SIZE S: 22.5" CBN
57.2 cm CBN

U K165XO
SWEATER KNIT




SIZE S: 29" CBN
73.7 cm CBN

U K205
SWEATER KNIT
40%VISCOSE 32%NYLON 28%POLYESTER
OFFWHITE 902, BLUE ICE 444, BLACK 101,
ORCHID MIST 772




SIZE S: 27" CBN
68.6 cm CBN

U Z935
SOLID PLEATHER
BLACK 101



SIZE S: 30" INSEAM
76.2 cm INSEAM
LEG OPENING: 11.5"
29.2 cm

U 6984
EMBELLISHED DENIM
BLACK 101



SIZE 6: 28" INSEAM
71.1 cm INSEAM
LEG OPENING: 11.5"
29.2 cm